



Sustento del uso justo  
de Materiales Protegidos  
derechos de autor para  
fines educativos



**UCI**

Universidad para la  
Cooperación Internacional

UCI  
Sustento del uso justo de materiales protegidos por  
derechos de autor para fines educativos

El siguiente material ha sido reproducido, con fines estrictamente didácticos e ilustrativos de los temas en cuestión, se utilizan en el campus virtual de la Universidad para la Cooperación Internacional – UCI – para ser usados exclusivamente para la función docente y el estudio privado de los estudiantes pertenecientes a los programas académicos.

La UCI desea dejar constancia de su estricto respeto a las legislaciones relacionadas con la propiedad intelectual. Todo material digital disponible para un curso y sus estudiantes tiene fines educativos y de investigación. No media en el uso de estos materiales fines de lucro, se entiende como casos especiales para fines educativos a distancia y en lugares donde no atenta contra la normal explotación de la obra y no afecta los intereses legítimos de ningún actor.

La UCI hace un USO JUSTO del material, sustentado en las excepciones a las leyes de derechos de autor establecidas en las siguientes normativas:

a- Legislación costarricense: Ley sobre Derechos de Autor y Derechos Conexos, No.6683 de 14 de octubre de 1982 - artículo 73, la Ley sobre Procedimientos de Observancia de los Derechos de Propiedad Intelectual, No. 8039 – artículo 58, permiten el copiado parcial de obras para la ilustración educativa.

b- Legislación Mexicana; Ley Federal de Derechos de Autor; artículo 147.

c- Legislación de Estados Unidos de América: En referencia al uso justo, menciona: "está consagrado en el artículo 106 de la ley de derecho de autor de los Estados Unidos (U.S, Copyright - Act) y establece un uso libre y gratuito de las obras para fines de crítica, comentarios y noticias, reportajes y docencia (lo que incluye la realización de copias para su uso en clase)."


d- Legislación Canadiense: Ley de derechos de autor C-11– Referidos a Excepciones para Educación a Distancia.

e- OMPI: En el marco de la legislación internacional, según la Organización Mundial de Propiedad Intelectual lo previsto por los tratados internacionales sobre esta materia. El artículo 10(2) del Convenio de Berna, permite a los países miembros establecer limitaciones o excepciones respecto a la posibilidad de utilizar lícitamente las obras literarias o artísticas a título de ilustración de la enseñanza, por medio de publicaciones, emisiones de radio o grabaciones sonoras o visuales.

Además y por indicación de la UCI, los estudiantes del campus virtual tienen el deber de cumplir con lo que establezca la legislación correspondiente en materia de derechos de autor, en su país de residencia.

Finalmente, reiteramos que en UCI no lucramos con las obras de terceros, somos estrictos con respecto al plagio, y no restringimos de ninguna manera el que nuestros estudiantes, académicos e investigadores accedan comercialmente o adquieran los documentos disponibles en el mercado editorial, sea directamente los documentos, o por medio de bases de datos científicas, pagando ellos mismos los costos asociados a dichos accesos.

# Sustainable agricultural practices contribute significantly to One Health

Zhenzhen Yan<sup>1,2</sup> | Bye Xiong<sup>3,4</sup> | Hongwei Liu<sup>1</sup> | Brajesh K Singh<sup>1,5</sup> 

<sup>1</sup>Hawkesbury Institute for the Environment,  
Western Sydney University, Penrith,  
New South Wales, Australia

<sup>2</sup>Faculty of Veterinary and Agricultural  
Sciences, The University of Melbourne.  
Parkville, Victoria, Australia

<sup>3</sup>State Key Laboratory of Urban and Regional  
Ecology, Research Center for Eco-  
Environmental Sciences, Chinese Academy of  
Sciences, Beijing, China

<sup>4</sup>University of Chinese Academy of Sciences,  
Beijing, China

<sup>5</sup>Global Center for Land-Based Innovation,  
Western Sydney University, Penrith,  
New South Wales, Australia

## correspondence

Brajesh K. Singh, Hawkesbury Institute for the  
Environment, Western Sydney University,  
Penrith, NSW 2753, Australia.  
Email: [b.singh@westernsydney.edu.au](mailto:b.singh@westernsydney.edu.au)

## Funding information

Australian Research Council,  
Grant/Award Number: DP210102081

## Abstract

The One Health concept proposes that the health of humans, animals, and the environment are interconnected. Agricultural production is a critical component of One Health as food links the environment to human health. Food not only provides nutrients to humans but also represents an important pathway for human exposure to environmental microbes as well as potentially harmful agrochemicals. In addition, inappropriate agronomic practices can cause damage to the environment which can have unintended adverse impacts on human health. Therefore, improving agricultural production systems and protecting environmental health should not be viewed as isolated goals as they are strongly interlinked. Here, we used the nexus of soil, plant, and human microbiomes to discuss sustainable agricultural production from the One Health perspective. We highlighted three interconnected challenges faced by current agronomic practices: the transmissions of pathogens in soil-human microbial loops, the dissemination of antibiotic resistance genes in agroecosystems, and the impacts of chemical pesticides on humans and environmental health. Finally, we propose the potential of utilizing microbiomes for better sustainable agronomic practices to contribute to key goals of the One Health concept.

## KEYWORDS

agrochemicals, antibiotic resistance, One Health, soil microbiome, sustainable agriculture

## 1 | INTRODUCTION

The One Health concept emphasizes the connections between humans, animals, and the environment and provides a global strategy that highlights the need for holistic and transdisciplinary approaches to improving the health and wellbeing of all components of an ecosystem (van Bruggen et al., 2019). Agricultural production systems and practices play central roles in the One Health approach as food represents the link between soil, plant, and animals to human health. Food not only provides nutrients to humans but also acts as a major route for human exposure to potential biotic (eg, pathogens) and abiotic (eg, pesticides or other chemical pollutants) risks in the

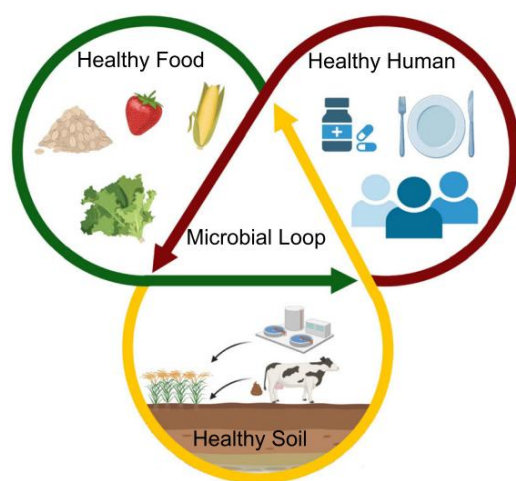
environment. For example, the consumption of fruits and vegetables, which are usually eaten raw, is recognized as an important route for human gut microbiome exposure to pathogens and antibiotic resistance genes (ARGs). Similarly, food production and food consumption are major sources of human exposure to chemical pesticides which have been documented to cause several hundred thousand deaths annually (Nicolopoulou-Stamati et al., 2016). In addition, long-term exposure to chemical pesticides is also associated with chronic toxicity that may cause cancer and birth defects (Nicolopoulou-Stamati et al., 2016). Furthermore, excessive and inappropriate use of agrochemicals has been reported to damage environmental health and lead to problems including loss of

-----  
This is an open access article under the terms of the Creative Commons Attribution License, which permits use, distribution and reproduction in any medium, provided the original work is properly cited. © 2022 The Authors.

Journal of Sustainable Agriculture and Environment published by Global Initiative of Crop Microbiome and Sustainable Agriculture and John Wiley & Sons Australia, Ltd.

biodiversity, resource depletion, soil erosion, and pollution (Garcia et al., 2020). The underlying premise of One Health is that the wellbeing of humans will be severely compromised in a damaged ecosystem suffering from pollution and ever-diminishing resources (Destoumieux & Garzón et al., 2018). Therefore, multiple governmental organizations and academic societies have consistently recommended the development of innovative sustainable agricultural production approaches from the One Health perspective aiming to ensure food and nutrition security as well as preserve Earth's finite resources (Food and Agricultural Organization of the United Nations, 2020; National Academies of Sciences, Engineering, and Medicine, 2019).

Traditionally, One Health concepts focused on the connection between human and animal health without explicit inclusion of soil health (Zinsstag et al., 2011). However, soil plays a central role in determining both environmental health and human health (Zhu et al., 2019). In an ecosystem, the health of environment and humans are linked by a strong microbial loop through which chemicals, microbes, and resources are exchanged between soil and humans via plants and animals (Figure 1). Therefore, developing effective sustainable agronomic practices with the consideration of the link between soil health and human health is necessary (van Bruggen et al., 2019). In this article, we used microorganisms and chemicals as the link to demonstrate the intricate and dynamic relationships between sustainable agricultural production with human health from the One Health perspective. Specifically, we focused on three major



**FIGURE 1** A framework illustrating the interconnected relationships between soil, food, and human health. In the terrestrial ecosystem, the soil microbiomes, human health, and food safety and security are circularly linked with each other by a microbial loop. Plants fix atmospheric carbon and are the major food/energy source for humans which directly impacts human food and nutrition security. Plant nutrient acquisition and resistance to diseases are regulated by soil microbiomes. In addition, agronomic practices such as manure application of reclaimed wastewater irrigation can impact soil microbiome (eg, introducing human pathogens and antibiotic resistance genes to soil microbiome) and will ultimately impact human health through plant foods.

challenges associated with agronomic practices under the One Health concept: the transmission potential of human pathogens in soil microbial loops, the dissemination of ARGs in agroecosystems, and the impacts of chemical pesticides on humans and environmental health. Lastly, we proposed the potential contributions of plant and soil microbiome management in achieving the goals of One Health concept.

## 2 | SOIL MICROBIAL LOOP—A MICROBIAL LOOP BETWEEN THE BELOW AND ABOVE GROUND

Understanding microbial-mediated interactions between the below-ground and aboveground is crucial (Figure 1). In the interlinked ecological processes of the terrestrial ecosystems, plants fix atmospheric carbon and provide energy/carbon for the heterotrophic (eg, animal and microbes) components of ecosystems (Walker et al., 2003). Along with litter deposition, terrestrial plants release a large number of organic carbon into the rhizosphere, in the form of soluble root exudates, mucilage, sloughed-off root cells, and tissues, as well as volatiles (Kuzayakov & Razavi, 2019; Walker et al., 2003). These plant-derived carbon support the soil life, such as bacteria, fungi, and soil animals. In return, soil microorganisms and fauna play functional roles in regulating plant nutrient acquisition, plants' resistance to diseases as well as determining primary productivity (Huhta, 2007). A significant number of microbial species in the rhizosphere and bulk soil can colonize the phyllosphere via the xylem and phloem system, or via soil/air dispersal (Liu et al., 2017). The phyllosphere microbiome is known to link with plant health and impact ecosystem functions (Laforest-Lapointe et al., 2016; Liu et al., 2017; Vorholt, 2012). More importantly, the flower parts of the phyllosphere, also harbors unique microbiomes in the nectar and pollen (Morris et al., 2020). These microbiomes comprise microbial taxa that are also shared by many insect pollinator species mainly in the gut systems, such as *Stenotrophomonas*, *Sphingomonas*, and *Microbacterium* (Anderson et al., 2013; McFrederick et al., 2012). The flower microbiomes influence the nectar odor and the visiting preferences of pollinators (Schaeffer et al., 2017). Interestingly, beneficial microbes can transmit to the seeds, contributing to the seed microbiomes (Mitter et al., 2017). Additionally, pollinators can transmit both beneficial microbes and plant pathogens among plant communities (Mitter et al., 2017).

The soil microbial loop does not only involve the microbes that reside in the bulk soil and plants but also colonizes on the surface and in the gut of soil fauna. Soil fauna accounts for over 20% of the known animals on our planet Earth and their microbiomes regulate their health and activities which ultimately determine key ecosystem functions ranging from soil organic matter decomposition to primary production (Bardgett & van der Putten, 2014). Some soil organisms such as protists, nematodes, and microarthropods can directly consume soil bacteria and fungi. However, these organisms normally have preferences in their food types, for example, protists prefer

Gram-negative bacteria because they are easier to digest (Chahartaghi et al., 2005; Ruess et al., 2000), as such microbes/consumers can reduce the abundance of soil microbiomes and change their diversity and composition. There are also trophic cascade effects on the soil microbiome and plant/microbiome selection. Top predators of the soil such as predatory mites, beetles, and spiders, which mainly feed on microbial consumers mentioned above (protists, nematodes, and microarthropods) can exert distinct cascading effects on the soil microbiome and influence the competitive outcomes between soil bacteria and fungi (Ripple et al., 2016). Overall, complex biotic interactions exist which ultimately impact diversity and composition of soil microbiome that is likely to have cascading effects on plant, animal, and human health. However, exact mechanisms and magnitude of soil food web on plant and animal microbiomes and their health remain poorly understood and warrant systemic studies to improve knowledge.

### 3 | THE TRANSMISSION OF BENEFICIAL MICROBES AND HUMAN PATHOGENS IN AGRICULTURAL SYSTEM

It is well known that soil harbors extremely diverse microorganisms and represents a rich microbial seed bank for the plant microbiome. Interactions between plant and soil microbiomes are crucial for crop growth and agricultural productivity (Hassani et al., 2018; Müller et al., 2016; Singh et al., 2020). Although soil microbiomes offer multiple benefits to the crop host, some potential pathogens that live in soils may transfer to human system via soil-plant-food continuum (Baumgardner, 2012; Steffan et al., 2020). One of the most important

challenges in sustainable agricultural production from the One Health perspective is to identify beneficial microbes for the crops and protect crops from harmful microbes. Many recent works focused on identifying keystone taxa of the plant microbiome and harnessing synthetic microbial consortia (eg, *Variovorax*, *Sphingomonas*, *Chitinophaga*, and *Flavobacterium*) to improve plant growth and health (Carrion et al., 2019; Finkel et al., 2020; Matsumoto et al., 2021). While these technologies are being developed, it is imperative to evaluate their impact on survival, abundance, distribution, and transmission of soil-borne human pathogens. It is important because soil serves as a reservoir of a large number of human pathogens that are among the most important contributors to infectious diseases related to human suffering and mortality (Gerba & Smith, 2005).

Soil-borne human pathogens can include a variety of microorganisms including bacteria, fungi, viruses, protozoa, and helminths (nematodes) (Gerba & Smith, 2005). Symptoms caused by these pathogens normally show gastrointestinal, wound, skin, and respiratory tract infections in humans, and can further lead to serious diseases like tetanus, anthrax, and botulism (Baumgardner, 2012). According to their residence time, soil-borne human pathogens are commonly categorized as permanent, periodic, transient, and incidental (Table 1) (Brevik et al., 2020). Permanent pathogens such as *Clostridium botulinum*, *Clostridium tetani*, and *Listeria monocytogenes* belong to soil inhabitants which can complete their entire life cycle in soils and sometimes become infectious to humans (Nieder et al., 2018; Samaddar et al., 2021). *C. botulinum* and *C. tetani* can produce neurotoxins that paralyze muscles and can lead to death, and *L. monocytogenes* causes gastrointestinal illness and more serious meningitis through food and water (Steffan et al., 2020). Periodic pathogens are microorganisms that spend part of their life cycle in soil environment. For example, *Bacillus anthracis* is found in soils throughout the world and

TABLE 1 Soil-borne human pathogens and their potential transmission routes

Causative agent	disease	Transmission route	References
<i>Clostridium botulinum</i>	Produces toxins paralyzing muscles	Vegetables, fruits, meats, water	Smith (1978)
<i>Clostridium tetani</i>	tetanus	Vegetables, fruits, meat	Smith (1978)
<i>Listeria monocytogenes</i>	Gastrointestinal illness and meningitis	Vegetables, fruits, water	Vivant et al. (2013)
<i>Bacillus anthracis</i>	Zoonotic disease anthrax	Meats	Helgason et al. (2000)
<i>Salmonella enterica</i>	Gastrointestinal illness	Vegetables, fruits	Schierstaedt et al. (2020)
<i>Escherichia coli</i> O157:H7	Gastrointestinal illness	Vegetables, fruits, water	Mootian et al. (2009)
<i>Burkholderia pseudomallei</i>	Pneumonia and melioidosis	Vegetables, fruits	Limmathurotsakul et al. (2016)
<i>Legionella longbeachae</i>	Legionnaires' Disease	Toilet	Stefan et al. (2020)
<i>Campylobacter</i> spp	Gastrointestinal illness	Vegetables, fruits, meats, water	Silva et al. (2011)
<i>Clostridium perfringens</i>	Gastrointestinal illness	Vegetables, fruits, meat	Garcia and Heredia (2011)
<i>Francisella tularensis</i>	tularaemia	Meats	Baumgardner (2012)
<i>Yersinia pestis</i>	Pneumonic and bubonic plague	Meats	Stefan et al. (2020)
<i>Histoplasma capsulatum</i>	histoplasmosis	Vegetables, fruits	Stefan et al. (2020)
<i>Coccidioides immitis</i>	valley fever	Vegetables, fruits	Stefan et al. (2020)
<i>Blastomyces dermatitidis</i>	blastomycosis	Vegetables, fruits	Klein et al. (1986)

cause zoonotic disease anthrax in humans, wildlife, and livestock (Steffan et al., 2020). Transient and incidental pathogens are organisms that may occur naturally in soils (eg, through animal contact) or are introduced into the soils via anthropogenic sources (Nieder et al., 2018; Samaddar et al., 2021). For example, notorious food pathogen *Salmonella enterica* and Shiga toxin-producing *Escherichia coli* can enter agricultural soil via agronomic practices and cause major public health concerns (Samaddar et al., 2021). For instance, it was estimated that *Salmonella enterica* infection accounts for 93.8 million foodborne diseases every year (Eng et al., 2015).

Understanding the pathway of the transmission of human pathogens is crucial for effective management of their presence and virulence (Figure 2). In many cases, pathogens can directly enter human systems through the contamination of food (eg fruits and vegetables) and cause human infection (Beuchat, 2002). While transmission of these pathogens, in agricultural systems is still largely unknown, application of animal manure as fertilizers and irrigation with contaminated wastewater provides major pathways for pathogens to between human food chain

(Barak & Schroeder, 2012; Chen & Jiang, 2014) Therefore, effective control of the pathogens in animal manure and irrigation water to reduce the virulence and transmission of human pathogens in agricultural systems should be the first step in achieving One Health goals. Additionally, exposure to contaminated soil through direct contact and inhalation can also serve as an important pathway for soilborne pathogens to cause human infections and thus should be minimized. Furthermore, insects and other animals also play a role in the transmission of soilborne pathogens (Sela et al., 2005). Practicing hygiene and restricting infections in the first place from animal vectors is possible to minimize diseases in humans. Furthermore, soil biotic and abiotic factors like microbial diversity and nutrient availability were recognized to be important drivers influencing survival and success of soilborne human pathogens (Bultman et al., 2013; Schierstaedt et al., 2020; Semenov et al., 2009). For instance, human pathogens *Salmonella enterica* and *Escherichia coli* O157:H7 prefer to live in nutrient-rich soil (Semenov et al., 2009), while the survival of *L. monocytogenes* depends on soil acidity and microbial communities (Schierstaedt et al., 2020). One Health practice,

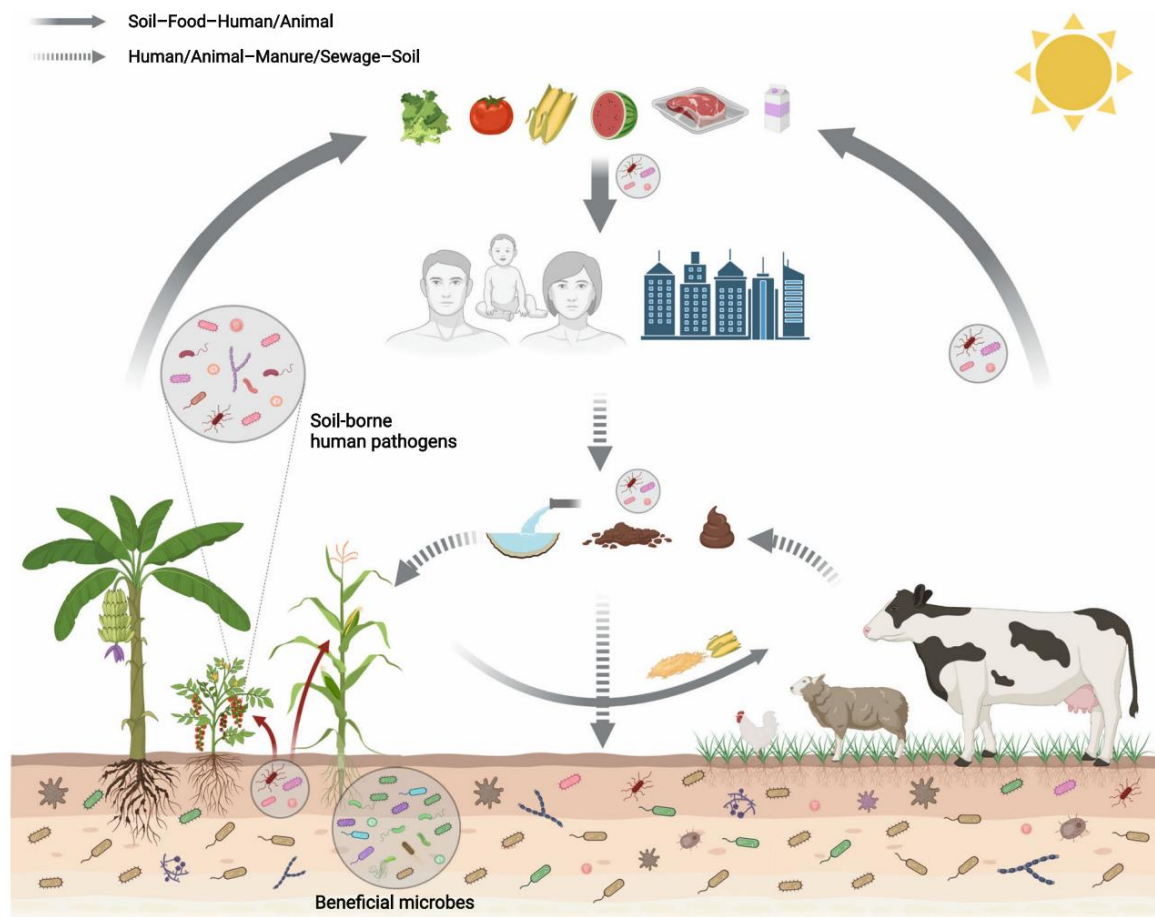


FIGURE 2 Transmission loop of human pathogens between agronomic production, plants, animals, and human systems. One health concept involves microbiomes across environments, animals, and plants. Soil microbiomes and their interactions largely determine soil functions and plant health and productivity. Soil microbiomes in the rhizosphere are directly recruited/selected from the bulk soil, which play critical role in maintaining the rhizosphere biology and plant functions. These microbes also contribute to the phyllosphere microbiomes of the leaf and flowers (the nectar and pollens), fruits, and seeds and can be transmitted to humans via raw foods. Soil-borne pathogens enriched in produces (eg, via wastewater and raw manure contaminated water) can enter the food chain via soil application with a direct impact on human health. Healthy soil with significantly reduced human pathogen loads is therefore essential for food safety and human health.

therefore, also requires cautious monitoring of potential soilborne human pathogens in different components of ecosystems. We have minimal understanding of distribution and transmission of soil-borne human pathogens, and how this is modified by agronomic practices. Global changes (eg, land use and climate change) are known to have impacts on soil communities and functions, however, we have little information on how these changes will impact soilborne human pathogens and their transmission and virulence.

#### 4 | ANTIMICROBIAL RESISTANCE IN AGRICULTURAL SYSTEMS

Although antibiotics have a vital role in maintaining human and animal health, the emergence and transmission risk of antimicrobial-resistant pathogens have attracted significant attention from health professional, policymakers, and general public (Hofer, 2019; Kümmerer, 2003; Sugden et al., 2016). Antimicrobial resistance is

recognized as one of the biggest threats to global public health and food security which is a central focus of the One Health concept (Hernando-Amado et al., 2019). Particularly, environmental ARGs that are at high risk to be acquired and confer resistance by human pathogens is considered a significant public health concern (Martinez et al., 2015). The shared antibiotic resistance is between humans Pathogens and soil microbiome and the clinical importance of ARGs in soil environments have been investigated and summarized by several previous studies (Esiobu et al., 2018; Forsberg et al., 2012).

Various antibiotics are widely used in human medication, livestock farming, and aquaculture, and the frequent use of antimicrobial drugs is considered to be the most important factor leading to the increasing AMR (Figure 3 and Table 2) (Hernando-Amado et al., 2019; Holmes et al., 2016). It is estimated that two-thirds of global antibiotic usage is allocated to industrial livestock production. For example, a survey from China has reported that veterinary antibiotics accounted for 84.3% (pig: 52.2%, chicken: 19.6%, and other animals: 12.5%) of the total usage of antibiotics, whereas human antibiotics only accounted for

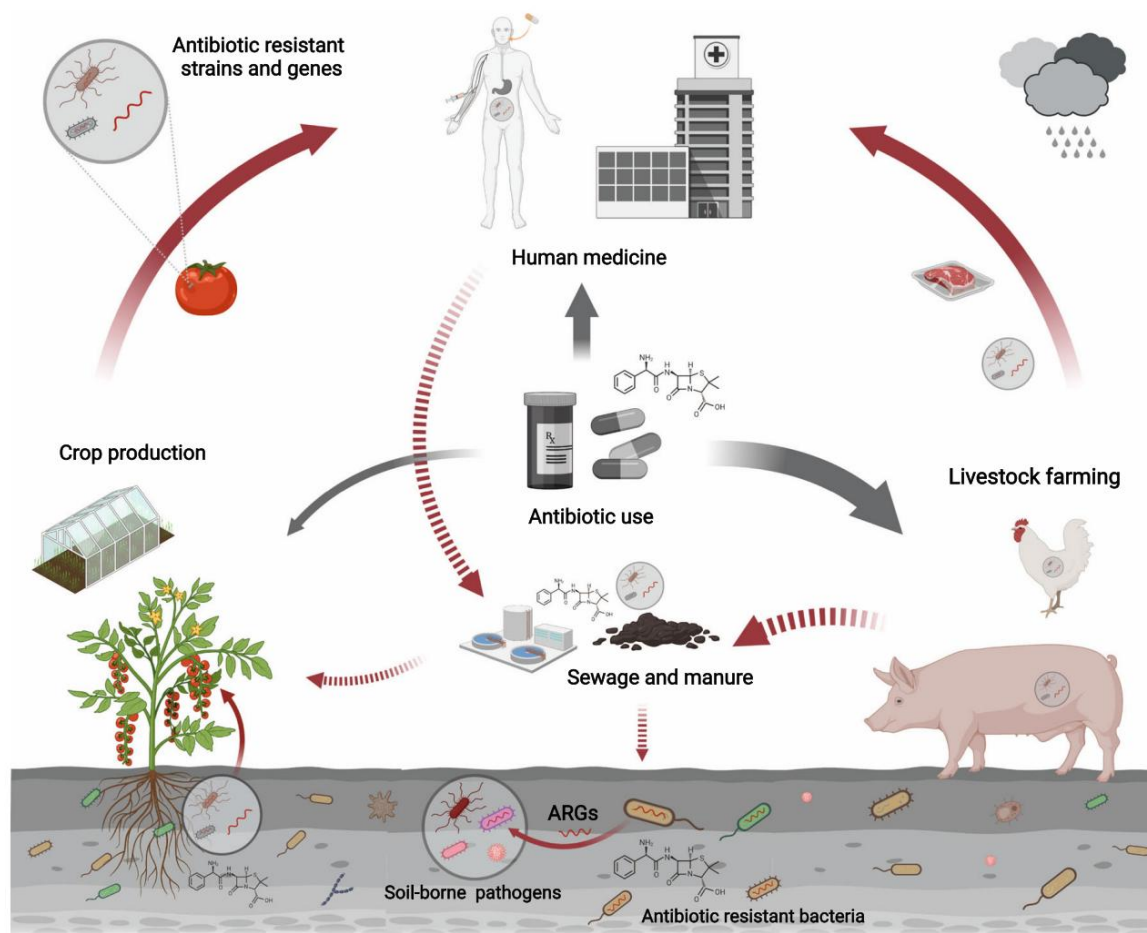


FIGURE 3 Antibiotic usage and transmission of antibiotic resistance genes between human system and farming. Antibiotic use in human medication, livestock farming, and agricultural production is considered as one of the most important factors that provide selection pressure for antibiotic resistance genes. Especially, excessive antibiotic use as growth promoters for animal farming plays a key role in the development and dissemination of antibiotic resistance. The residues of antibiotics, antibiotic-resistant bacteria and genes may transfer to agricultural soils through sewage sludges and animal manure which can further transmit to the crop microbiome and enter the human food chain. The antibiotic resistance genes in food products may be transmitted to human microbiome through food consumption and become a public health concern.

TABLE 2 Use of antibiotics in the human medicine and farming industries

System	Yam	category	References
human medicine	Cephalexin, Amoxicillin, Penicillin	β-lactams	Kummerer (2003); Zhang et al. (2015)
	ErythromycinH <sub>2</sub> O	macrolides	
	Ofloxacin, Norfloxacin, Ciprofloxacin	Fluoroquinolones	
	Tetracycline	Tetracyclines	
	Trimethoprim	Sulfonamides	
	Lincomycin	others	
Livestock farming	Amoxicillin, Penicillin	β-lactams	Zhang et al. (2015); Shao et al. (2021); Zhu et al. (2013)
	Florfenicol, Lincomycin, Chloramphenicol	others	
	Tylosin, ErythromycinH <sub>2</sub> O, Leucomycin,	macrolides	
	Ciprofloxacin, Enrofloxacin, Norfloxacin, Ofloxacin, pefloxacin, lomefloxacin	Fluoroquinolones	
	Doxycycline, Oxytetracycline	Tetracyclines	
	Sulfamonomethoxine, Sulfaquinoxaline, Sulfadiazine,	Sulfonamides	
crop production	streptomycin	aminoglycoside	Sundin and Wang (2018); Stockwell and Duffy (2012)
	oxytetracycline	Tetracyclines	
	gentamicin	aminoglycoside	
	Oxolinic acid	others	
	carbenicillin, cefotaxime, timentin	β-lactams	

15.6% (Zhang et al., 2015). Veterinary antibiotics such as β-lactams (eg, amoxicillin and penicillin), tetracyclines (eg, doxycycline and oxytetracycline), sulfonamides (eg, sulfamonomethoxine and sulfa quinoxaline), and fluoroquinolones (ciprofloxacin and enrofloxacin) are often used as veterinary drugs and growth promoters in the livestock industry (Table 2) (Shao et al., 2021; Zhang et al., 2015). The waste of these antibiotics, and the antimicrobial-resistant strains and genes they enrich, may be transferred to agricultural soils through sewage sludge and manure (Zhu et al., 2013), which in turn are then transmitted to humans microbiome via crop microbiomes. In addition, some antibiotics like streptomycin and oxytetracycline can directly enter soil systems via the usage in plant production for control of plant-pathogenic bacterium such as *Erwinia amylovora* and *Pseudomonas syringae* (Table 2) (Sundin & Wang, 2018).

Due to the excessive use of antibiotics for treatment and growth promotion in animal farming, livestock farms have become an important reservoir of antimicrobial-resistant bacterial strains and genes (Zhu et al., 2013). Therefore, the current One Health approaches to combat AMR focus largely on the reduction of unnecessary antibiotic use in intensive animal farming (Hoelzer et al., 2017). Correlations between the reduction in antibiotic use in animals husbandry and reduction in the abundance of ARGs in animal-based food products have been reported by several studies (Hoelzer et al., 2017; Scott et al., 2018). Previous work has assessed diversity and abundance of ARGs at three large-scale swine farms and found that the abundance of ARGs correlated directly with antibiotic and metal concentrations (Zhu et al., 2013). However, there is limited evidence

of corresponding changes of ARGs in human microbiota which suggests the complexity of the transmission of AMR in agricultural microbial loop and suggest considering contributions of plant Microbiomes in regulating transfer of ARGs from soil to human. In agricultural ecosystems, mechanisms other than selection pressure presented by antibiotics may also contribute to the development and spread of AMR. For example, heavy metals such as copper, zinc, mercury, and arsenic could act as co-selection factors for ARGs and contribute to the dissemination of AMR in agricultural ecosystems. That is because there is a high level of similarity between prokaryotic metal-resistance system and antibiotic resistance system (Hu et al., 2016; Ji et al., 2012). In addition, agronomic practices, for example, application of chemical herbicides, were found to be associated with the increase in the prevalence of ARGs in agricultural soils (Liao et al., 2021).

Antimicrobial-resistant strains and genes can spread between human systems and agroecosystems through food chain, sewage sludge, and manure, where animal manures act like a double-sided sword influencing agricultural production and the transmission of ARGs (Figure 3) (McEwen & Collignon, 2018). Using sewage sludge and animal manure as organic fertilizers is common in organic farming for the recycling of nutrients. However, these practices can also significantly promote the spread of ARGs in agroecosystems. Since current wastewater treatment processes are not effective in removing ARGs, the vast majority of ARGs in municipal wastewater, a rich reservoir of ARGs, are discharged in sewage sludge (Munir et al., 2011). Different from sewage sludge, animal manures are not



only a rich source of ARGs, they can also contain high levels of undigested antibiotics (Kumar et al., 2005). These undigested antibiotics can be taken up by plants from soil and may apply selection pressure for ARGs in the plant microbiome (Kumar et al., 2005). More importantly, the presence of horizontal gene transfer means bacteria can easily transfer ARGs via mobile genetic elements (Figure 3). Both sewage sludge and animal manure are identified as hotspots for bacteria carrying mobile genetic elements and thus enhance horizontal gene transfer in soil and plant microbiomes when used as organic fertilizer (Zhu et al., 2017). For example, it was reported that some pathogenic strains carrying ARGs such as *sul1* and *sul2* are presumably able to transmit ARGs from the soil/manure to the plant microbiome. (McEwen & Collignon, 2018; Sun et al., 2020). Many studies have investigated the risks of ARG spread related to agricultural organic fertilization. An important finding was that organically produced lettuce harbors approximately eightfold more abundant ARGs than those produced conventionally with mineral fertilizers (Zhu et al., 2017). Therefore, there is an urgent need to optimize the practices of recycling nutrients for more sustainable crop production. A recent study on the wastewater treatment plant suggested that easily biodegradable substances like sodium acetate (NaAc) can significantly reduce antibiotics, mobile genetic element mediated ARGs, and the abundance of human bacterial pathogens (Zhang et al., 2022). Biochar, a commonly used soil amendment, has also been reported to be effective in reducing the potential of ARG spread when used in organic fertilizer composting (Chen et al., 2018).

The emerging materials and approaches have great potential for developing effective and sustainable agronomic practices to reduce the transfer of ARGs in the future, and their environmental potential risks in the microbial loop and ecological and biological mechanisms unpinning the ARG reduction to be further evaluated.

## 5 | IMPACTS OF CHEMICAL PESTICIDES ON HUMAN AND ENVIRONMENTAL HEALTH

To meet the constantly increasing demand for food, conventional agronomic practices have seen excessive use of agrochemicals. This is a challenge because of the negative impact of agrochemicals on environmental and human health, particularly chemical pesticides, which are defined as the group of substances used to protect plants from insects, weeds, or pathogenic microorganisms (Nicolopoulou-Stamati et al., 2016). The most common route for chemical pesticides to cause human health problems is occupational and accidental contact through skin, ingestion, or inhalation (Nicolopoulou-Stamati et al., 2016). Another important pathway for human exposure to chemical pesticides is through food consumption as pesticide residues are ubiquitous in food and beverages (eg, fruits, vegetables, wine, and water) (Nicolopoulou-Stamati et al., 2016). A large number of literature has reported that exposure to common classes of chemical pesticides is associated with several chronic health issues (Table 3). Although the use of chemical pesticides that are associated with severe health effects has been

banned or restricted in most countries (Yadav et al., 2015), the public health concerns related to the use of these pesticides are not eliminated. Pesticides can be stable in soil environment with degradation times ranging from months to years (Cremlyn, 1978). For example, organo chlorine pesticides are very stable with half-lives up to several decades (Cremlyn, 1978). The persistence of chemical pesticides in soil is regulated by several factors including the chemical composition of the pesticide, microbial and photochemical transformation, sorption, and plant uptake (Gevao et al., 2003). It has been estimated that even very low doses of pesticides persist in agricultural soil and may pose severe health effects to human populations (Yadav et al., 2015). Because most chemical pesticides are lipophilic, they are capable of bioaccumulating in human body including in blood, fatty tissue, and breast milk via food grown in pesticide polluted soils (Yadav et al., 2015). A well-known example of organochlorine pesticides is the insecticide dichlorodiphenyltrichloroethane (DDT) which is recognized as the cause of many environmental and human health issues and is still widely distributed in almost all organisms on Earth due to its long-persistent and slow biodegrading properties. Beard and Collaboration (2006) In general, organochlorine pesticides are associated with health effects including carcinogenic, causing endocrine disorders, disrupting reproductive system, and impacting lipid metabolism (Eskenazi et al., 2006; Karami Mohajeri & Abdollahi, 2011; Loomis et al., 2015; Saiyed et al., 2003; Tiemann, 2008; Turusov et al., 2002) Another important class of chemical pesticide is organophosphorus. Initially, organophosphorus pesticides were introduced to agricultural production as a more ecologically friendly alternative to organochlorines. However, organo phosphorus were also found to be associated with several adverse health effects including neurotoxic and endocrine-disrupting effects, influencing nutrient metabolism, and having genotoxic effects (Ezzi et al., 2016; Fritschi et al., 2015; Karami Mohajeri & Abdollahi, 2011; McKinlay et al., 2008). Similarly, other classes of chemical pesticides such as carbamate, triazines have also been implicated in serious health problems (Goat et al., 2004; Karami Mohajeri & Abdollahi, 2011; Kniewald et al., 2000; Liu et al., 2006; Wen et al., 2021).

In addition to directly influencing human health, excessive use of chemical pesticides also indirectly hinders achieving the goals of One Health concepts by damaging environmental health such as causing loss of biodiversity and having negative impacts on soil health. A good example is the use of glyphosate which has been considered a safe herbicide. However, recent studies found that glyphosate is associated with alternations in microbial community compositions of plant endosphere, rhizosphere, and soil (Hirt, 2020; Van Bruggen et al., 2018). In addition, another recent study found that glyphosate treatment even at a lower than recommended dose reduced plant growth-promoting microorganisms such as mycorrhizal fungi and nitrogen-fixing bacteria (Van Bruggen et al., 2018). In addition, consumption of food contaminated with glyphosate may cause inhibition of beneficial human gut microorganisms including *Bifido* bacterium and *Enterococcus* (Van Bruggen et al., 2018). Furthermore, reported negative impacts of chemical pesticides on soil microbial diversity could lead to loss of important symbiotic microbes for plant nutrients and thus influencing crop quality (Hirt, 2020). Taken

TABLE 3 Commonly used chemical pesticides and their chronic health effects

Chemical class	Example	Direct impact on human	Reference	
organochlorine	Dichlorodiphenyltrichloroethane (DDT)	Carcinogenic	Turusov et al. (2002)	
		Disruption endocrine system	Turusov et al. (2002)	
		Neurodevelopmental effects	Eskenazi et al. (2006)	
	Endosulfan	Interferes with sex hormone synthesis	Saiyed et al. (2003); Sun et al. (2020)	
	Lindane	Carcinogenic	Loomis et al. (2015)	
	Impact embryonic development	Tieman (2008)		
Organophosphates	glyphosate	Probably carcinogenic	Fritchi et al. (2015)	
		Endocrine disruptors	Fritchi et al. (2015)	
	Chlorpyrifos	genotoxic	Ezzi et al. (2016)	
	Malathion	Probably carcinogenic	Fritchi et al. (2015)	
	genotoxic	Moore et al. (2010)		
	Cytotoxic	Moore et al. (2010)		
carbamates	carbofuran	Endocrine disruptors	Goad et al. (2004)	
		Impacting reproductive system	Karami and Abdollahi (2011)	
	ziram	Inhibit sperm mobility	Wen et al. (2021)	
	Triazines	Atrazine	cause reproductive disorder	Kniewald et al. (2000)
			Cytotoxic	Liu et al. (2006)

together, all the current evidence indicated that there is an urgent need for a novel sustainable concept in crop production that involves a drastic reduction in the use of chemical pesticides.

## 6 | OUTLOOK—UTILIZING SOIL AND PLANT MICROBIOMES TO IMPROVE SUSTAINABLE AGRICULTURAL PRODUCTION

We suggest that harnessing soil and plant microbiomes could significantly contribute towards achieving sustainable agricultural production minimizing chemical effects on human health (Figure 4). Directly, soil and plant microbiomes can contribute to food production by increasing plant yield and nutritional quality and at the same time minimizing environmental footprint of agricultural production (Singh & Trivedi, 2017). Several studies have suggested manipulating soil and rhizosphere microbiomes as a promising strategy for increasing crop productivity. Targeted deployment of

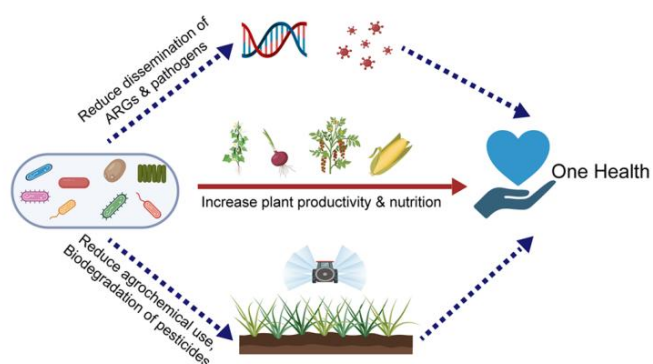


FIGURE 4 A framework to demonstrate the potential pathways of using microorganisms to improve the sustainability of agricultural production and achieve the objectives of One Health. Directly, manipulating soil and plant microbiomes may increase crop productivity and nutrition quality thus contributing to food security. Indirectly, increased soil microbial diversity could potentially help to mitigate human health challenges of the dissemination of antibiotics resistance genes (ARGs) and soilborne human pathogens as well as help biodegradation of pesticide residues.

Beneficial plant growth-promoting microbes has been reported to increase plant growth and nutrient uptake (Egamberdiyeva, 2007; Fiorentino et al., 2018). For example, the inoculating of Arbuscular mycorrhizal fungi has been demonstrated able to increase the productivity and quality of a wide range of plants including tomatoes, onion, cucumber, and tea plants (Gashaw Deressa & Schenk, 2008; Hu et al., 2013; Ortas et al., 2013; Watts & Williams et al., 2014). In addition, soil microbiome functioning is an important driver of ecosystem processes that are critical for the long-term sustainability of food systems and human wellbeing (Chen et al., 2019a; Wagg et al., 2014). Targeted management of soil microbiomes is likely to alter soil microbial interactions, both with each other and with plants, that are associated with improvements in soil stability, aggregation, and moisture dynamics as well as plant's resistance to biotic and abiotic stresses (Delavaux et al., 2017). However, the successful use of microbial manipulation in field conditions is so far very limited. Research is still needed to delineate the complex soil-plant microbial interaction involved in utilizing soil microorganisms to optimize sustainable agricultural production practices.

Soil microbiomes can also indirectly contribute to the goals under One Health concepts by serving as possible solutions to the major challenges faced by sustainable agricultural production. The emergence and dissemination of ARGs are one of the most pressing challenges faced by food farming. Animal manure is commonly used as organic fertilizers in sustainable agriculture production for recycling nutrients and reducing the use of chemicals fertilizers but is associated with the risk of ARG dissemination (Chen et al., 2017). Recent studies indicated that increasing soil microbial biodiversity by re-introducing indigenous microbes to agricultural soils could serve as a potential solution for this challenge as the proliferation and selection for ARGs in soil environment were negatively correlated with the diversity of soil indigenous microorganisms (Chen et al., 2019b; Klümper et al., 2019). The underlying mechanisms for such observations may be related to the ability of diverse soil microbes to act as biological barriers to prevent the invasion of manure borne antibiotic resistance bacteria by increasing the cost of resistance (Chen et al., 2019b). Similarly, increased soil microbial diversity was also reported negatively associated with the success of invasion and survival of the enterohemorrhagic human pathogen *E. Coli* O157:H7 (Van Elsas et al., 2003). This suggests that increasing soil microbial diversity could potentially contribute to reducing the AMR and pathogen loads. Furthermore, microbial degradation could be a promising method to ease the problems associated with chemical pesticide use. In natural/agricultural ecosystems, some microorganisms can use chemical pesticides as nutrient sources (Kanissery & Sims, 2011). However, the rate of natural microbial degradation is not enough to address the pesticide problem in industrial agricultural production, especially the problems associated with persistent pesticide residuals. Therefore, some toggles to soil microbial communities are imperative to encourage microorganisms to degrade chemical pesticide residuals at a faster rate. Alternatively, booting a number of pesticide degrading

Microbes in plant microbiomes can achieve twin goals of pest controls and food production with low chemical residues.

Overall, here we summarize the major challenges faced by current agricultural systems and envisioned the possibilities of utilizing microbiomes to achieve more sustainable agricultural production. We argue that utilizing multidisciplinary approaches and integrating emerging agronomic technologies under the One Health concepts should become an integral part of the strategies to sustainably increase agricultural production for better food and nutrition security. However, current knowledge is sketchy, fragmented, and incomplete. A systematic approach that integrates all components of One Health is needed to identify and predict agronomic practices that reduces the abundance and transmission of soil-borne human pathogens and ARGs. For example, if relationship between higher soil microbial diversity and low ARG abundance and pathogen load is consistent across soil types and climatic conditions, agronomic practices that promote soil biodiversity (eg, crop diversity, non-till, and low use of agrochemicals) can be investigated to manage outbreaks. Similarly, we have a limited understanding of global distribution and drivers of soil-borne human pathogens and ARGs.

Identifying environmental, climatic, and agronomic drivers can help us to predict their current and future distributions. For example, if we can predict the distribution of pathogens/ARGs under global warming, this will allow time for the development of effective policy and management strategies. However, systematic approaches to research are needed to improve knowledge of all components of One Health. This will also require researchers from trans disciplines (eg agricultural, biology, food safety, medical, and social science) to work together on a common cause. This can be facilitated by an effective policy framework and sustainable investment in transdisciplinary research.

#### AUTHOR CONTRIBUTIONS

Brajesh K, Singh and Zhen-Zhen Yan developed the conceptual framework. All authors contributed to manuscript writing which was led by Zhen-Zhen Yan.

#### ACKNOWLEDGMENT

This study was funded by Australia Research Council Discovery grant (DP210102081).

#### CONFLICT OF INTEREST

The authors declare no conflict of interest.

#### DATA AVAILABILITY STATEMENT

This is a review article thus data availability statement is not relevant.

#### ETHICS STATEMENT

The authors confirm that they have adhered to the ethical policies of the journal.

#### ORCID

Brajesh K. Singh <http://orcid.org/0000-0003-4413-4185>

## REFERENCES

- Anderson KE, Sheehan TH, Mott BM, Maes P, Snyder L, Schwan MR, et al. Microbial ecology of the hive and pollination landscape: bacterial associates from floral nectar, the alimentary tract and stored food of honey bees (*Apis mellifera*). *PLoS One*. 2013;8(12):e83125.
- Barak JD, Schroeder BK. Interrelationships of food safety and plant pathology: the life cycle of human pathogens on plants. *Ann Rev Phytopathol*. 2012;50:241–66.
- Bardgett RD, van der Putten WH. Belowground biodiversity and ecosystem functioning. *Nature*. 2014;515(7528):505–11.
- Baumgardner DJ. Soil-related bacterial and fungal infections. *J Am Board Fam Med*. 2012;25(5):734–44.
- Beard J, Collaboration ARHR. DDT and human health. *Sci Total Environment*. 2006;355(1–3):78–89.
- Beuchat LR. Ecological factors influencing survival and growth of human pathogens on raw fruits and vegetables. *Microbes Infect*. 2002;4(4):413–23.
- Brevik EC, Slaughter L, Singh BR, Steffan JJ, Collier D, Barnhart P, Pereira P. Soil and human health: current status and future needs air soil. *Water Res*. 2020;13:23.
- van Bruggen AH, Goss EM, Havelaar A, van Diepeningen AD, Finckh MR, Morris, Jr., JG. One Health – cycling of diverse microbial communities ties as a connecting force for soil, plant, animal, human and ecosystem health. *Sci Total Environment*. 2019;664:927–37.
- Bultman MW, Fisher FS, Pappagianis D. The ecology of soilborne human pathogens. *Essentials of medical geology*. Dordrecht: Springer; 2013.
- Carrión VJ, Pérez-Jaramillo J, Cordovez V, Tracanna V, De Hollander M, Ruiz-Buck D, et al. Pathogen-induced activation of disease-suppressive functions in the endophytic root microbiome. *Science*. 2019;366(6465):606–12.
- Chahartaghi M, Langel R, Scheu S, Ruess L. Feeding guilds in *Collembola* based on nitrogen stable isotope ratios. *Soil Biol Biochem*. 2005;37(9):1718–25.
- Chen L, Redmile-Gordon M, Li J, Zhang J, Xin X, Zhang C, et al. Linking cropland ecosystem services to microbiome taxonomic composition and functional composition in a sandy loam soil with 28-year organic and inorganic fertilizer regimens. *Appl Soil Eco*. 2019a;139:1–9.
- Chen QL, An XL, Zheng BX, Gillings M, Peñuelas J, Cui L, et al. Loss of soil microbial diversity exacerbates spread of antibiotic resistance. *Soil Ecol Lett*. 2019b;1(1–2):3–13.
- Chen QL, An XL, Zhu YG, Su JQ, Gillings MR, Ye ZL, et al. Application of struvite alters the antibiotic resistance in soil, rhizosphere, and phyllosphere. *Environ Sci Technol*. 2017;51(14):8149–57.
- Chen QL, Fan XT, Zhu D, An XL, Su JQ, Cui L. Effect of biochar amendment on the alleviation of antibiotic resistance in soil and phyllosphere of *Brassica chinensis* L. *Soil Biol Biochem*. 2018;119:74–82.
- Chen Z, Jiang X. Microbiological safety of chicken litter or chicken litter-based organic fertilizers: a review. *Agriculture*. 2014;4(1):1–29.
- Cremlyn R. Pesticides, preparation and mode of action. Hoboken: John Wiley and Sons; 1978.
- Delavaux CS, Smith Ramesh LM, Kuebbing SE. Beyond nutrients: a meta-analysis of the diverse effects of arbuscular mycorrhizal fungi on plants and soils. *ecology*. 2017;98(8):2111–9.
- Destoumieux-Garzon D, Mavingui P, Boetsch G, Boissier J, Darriet F, Duboz P, et al. The One Health concept: 10 years old and a long road ahead. *Front Vet Sci*. 2018;5:4.
- Egamberdiyeva D. The effect of plant growth promoting bacteria on growth and nutrient uptake of maize in two different soils. *Appl Soil Eco*. 2007;36(2–3):184–9.
- Eng SK, Pusparajah P, Ab Mutalib NS, Ser HL, Chan KG, Lee LH. *Salmonella*: a review on pathogenesis, epidemiology and antibiotic resistance. *Front Life Sci*. 2015;8(3):284–93.
- Esiobu N, Armenta L, Ike J. Antibiotic resistance in soil. *Lancet Infect Dis*. 2018;18(12):1306–7.
- Eskenazi B, Marks AR, Bradman A, Fenster L, Johnson C, Barr DB, et al. In utero exposure to dichlorodiphenyltrichloroethane (DDT) and dichlorodiphenyldichloroethylene (DDE) and neurodevelopment among young Mexican American children. *Pediatrics*. 2006;118(1):233–41.
- Ezzi L, Belhadj Salah I, Haouas Z, Sakly A, Grissa I, Chakroun S, et al. Histopathological and genotoxic effects of chlorpyrifos in rats. *Environ Sci Pollut Res*. 2016;23(5):4859–67.
- Finkel OM, Salas-González I, Castrillo G, Conway JM, Law TF, Teixeira PJL, et al. A single bacterial genus maintains root growth in a complex microbiome. *Nature*. 2020;587(7832):103–8.
- Fiorentino N, Venterino V, Woo SL, Pepe O, De Rosa A, Gioia L, et al. Trichoderma-based biostimulants modulate rhizosphere microbial populations and improve N uptake efficiency, yield, and nutritional quality of leafy vegetables. *Front Plant Sci*. 2018;9:743.
- Forsberg KJ, Reyes A, Wang B, Selleck EM, Sommer MO, Dantas G. The shared antibiotic resistance of soil bacteria and human pathogens. *Science*. 2012;337(6098):1107–11.
- Food and Agricultural Organization of the United Nations Rome Italy. Climate and Sustainable Food Systems. 2020. <https://www.fao.org/documents/card/en/c/ca6767en/>
- Fritschi L, McLaughlin J, Sergi CM, Calaf GM, Le Curieux F, Forastiere F, et al. Carcinogenicity of tetrachlorvinphos, parathion, malathion, diazinon, and glyphosate. *Red*. 2015;114(2):70134–8.
- García SN, Osburn BI, Jay-Russell MT. One Health for food safety, food security, and sustainable food production. *Front Sustain Food Syst*. 2020;4:1.
- García S, Heredia N. *Clostridium perfringens*: a dynamic foodborne pathogen. *Food Bioproc Technol*. 2011;4(4):624–30.
- Gashaw Deressa T, Schenk MK. Contribution of roots and hyphae to phosphorus uptake of mycorrhizal onion (*Allium cepa* L.)—A mechanistic modeling approach. *J Plant Nutrient Soil Sci*. 2008;171(5):810–20.
- Gerba CP, Smith JE. Sources of pathogenic microorganisms and their fate during land application of wastes. *J Environ Qual*. 2005;34(1):42–8.
- Gevao B, Jones KC, Semple KT, Craven A, Buraue P. Peer reviewed: nonextractable pesticide residues in soil. *Environ Sci Technol*. 2003;37(7):138A–44A.
- Goad RT, Goad JT, Atieh BH, Gupta RC. Carbofuran-induced endocrine disruption in adult male rats. *Toxicol Mech Methods*. 2004;14(4):233–9.
- Grzebelus E, Skop L. Effect of  $\beta$ -lactam antibiotics on plant regeneration in carrot protoplast cultures. *In Vitro Cell Dev Biol Plant*. 2014;50(5):568–75.
- Hassani M, Durán P, Hacquard S. Microbial interactions within the plant holobiont. *Microbiome*. 2018;6(1):1–17.
- Helgason E, Økstad OA, Caugant DA, Johansen HA, Fouet A, Mock M, et al. *Bacillus anthracis*, *Bacillus cereus*, and *Bacillus thuringiensis*—one species on the basis of genetic evidence. *Appl Environ Microbiol*. 2000;66(6):2627–30.
- Hernando-Amado S, Coque TM, Baquero F, Martínez JL. Defining and combating antibiotic resistance from One Health and Global Health perspectives. *Nat Microbiol*. 2019;4(9):1432–42.
- Hirt H. Healthy soils for healthy plants for healthy humans: how beneficial microbes in the soil, food and gut are interconnected and how agriculture can contribute to human health. *EMBO Rep*. 2020;21(8):e51069.
- Hoelzer K, Wong N, Thomas J, Talkington K, Jungman E, Coukell A. Antimicrobial drug use in food-producing animals and associated human health risks: what, and how strong, is the evidence? *BMC Vet Res*. 2017;13(1):1–38.
- Hofer U. The cost of antimicrobial resistance. *Nat Rev Microbiol*. 2019;17(1):3–3.

- Holmes AH, Moore LS, Sundsfjord A, Steinbakk M, Regmi S, Karkey A, et al. Understanding the mechanisms and drivers of antimicrobial resistance. *The Lancet*. 2016;387(10014):176–87.
- Hu HW, Wang JT, Li J, Li JJ, Ma YB, Chen D, et al. Field-based evidence for copper contamination induced changes of antibiotic resistance in agricultural soils. *Environ Microbiol*. 2016;18(11):3896–909.
- Hu J, Chan PT, Wu F, Wu S, Zhang J, Lin X, et al. Arbuscular mycorrhizal fungi induces differential Cd and P acquisition by Alfred stonecrop (*Sedum alfredii* Hance) and upland kangkong (*Ipomoea aquatica* Forsk.) in an intercropping system. *Appl Soil Eco*. 2013;63:29–35.
- Huhta V. The role of soil fauna in ecosystems: a historical review. *Pedobiology*. 2007;50(6):489–95.
- Ji X, Shen Q, Liu F, Ma J, Xu G, Wang Y, et al. Antibiotic resistance gene abundances associated with antibiotics and heavy metals in animal manures and agricultural soils adjacent to feedlots in Shanghai, China. *J Hazard Mater*. 2012;235:178–85.
- Kanissery RG, Sims GK. Biostimulation for the enhanced degradation of herbicides in soil. *Appl Environ Soil Sci*. 2011;1–10.
- National Academies of Sciences, Engineering and Medicine. *Science breakthroughs to advance food and agricultural research by 2030*. Washington, DC: National Academies Press; 2019.
- KaramiyMohajeri S, Abdollahi M. Toxic influence of organophosphate, carbamate, and organochlorine pesticides on cellular metabolism of lipids, proteins, and carbohydrates: a systematic review. *Hum Exp Tox*. 2011;30(9):1119–40.
- Klein BS, Vergeront JM, Weeks RJ, Kumar UN, Mathai G, Varkey B, et al. Isolation of *Blastomyces dermatitidis* in soil associated with a large outbreak of blastomycosis in Wisconsin. *NEJM*. 1986;314(9):529–34.
- Klümper U, Recker M, Zhang L, Yin X, Zhang T, Buckling A, et al. Selection for antimicrobial resistance is reduced when embedded in a natural microbial community. *ISME J*. 2019;13(12):2927–37.
- Kniewald J, Jakominić M, Tomljenović A, Šimić B, Romac P, Vranešić Đ, et al. Disorders of male rat reproductive tract under the influence of atrazine. *J Appl Toxicol*. 2000;20(1):61–8.
- Kumar K, Gupta SC, Baidoo SK, Chander Y, Rosen CJ. Antibiotic uptake by plants from soil fertilized with animal manure. *J Environ Qual*. 2005;34(6):2082–5.
- Kümmerer K. Significance of antibiotics in the environment. *J Antimicrobial Chemother*. 2003;52(1):5–7.
- Kuzyakov Y, Razavi BS. Rhizosphere size and shape: temporal dynamics and spatial stationarity. *Soil Biol Biochem*. 2019;135:343–60.
- Laforest-Lapointe I, Messier C, Kembel SW. Host species identity, site and time drive temperate tree phyllosphere bacterial community structure. *Microbiome*. 2016;4(1):27.
- Liao H, Li X, Yang Q, Bai Y, Cui P, Wen C, et al. Herbicide selection promotes antibiotic resistance in soil microbiomes. *Mol Biol Evol*. 2021;38(6):2337–50.
- Limmathurotsakul D, Golding N, Dance DAB, Messina JP, Pigott DM, Moyes CL, et al. Predicted global distribution of *Burkholderia pseudomallei* and burden of melioidosis. *Nat Microbiol*. 2016;1(1):1–5.
- Liu H, Carvalhais LC, Crawford M, Singh E, Dennis PG, Pieterse CM, et al. Inner plant values: diversity, colonization and benefits from endophytic bacteria. *Front Microbiol*. 2017;8:2552.
- Liu XM, Shao JZ, Xiang LX, Chen XY. Cytotoxic effects and apoptosis induction of atrazine in a grass carp (*Ctenopharyngodon idellus*) cell line. *Environ Toxicol*. 2006;21(1):80–9.
- Loomis D, Guyton K, Grosse Y, El Ghissasi F, Bouvard V, Benbrahim-Talaa L, et al. Carcinogenicity of lindane, DDT, and 2,4-dichlorophenoxyacetic acid. *Lancet Oncol*. 2015;16(8):891–2.
- Martinez JL, Coque TM, Baquero F. What is a resistance gene? ranking risk in resistances. *Nat Rev Microbiol*. 2015;13(2):116–23.
- Matsumoto H, Fan X, Wang Y, Kusstatscher P, Duan J, Wu S, et al. Bacterial seed endophyte shapes disease resistance in rice. *Nat Plants*. 2021;7(1):60–72.
- McEwen SA, Collignon PJ. Antimicrobial resistance: a one health perspective. *Microbiol Spectr*. 2018;6(2):6.2.
- McFrederick QS, Wcislo WT, Taylor DR, Ishak HD, Dowd SE, Mueller UG. Environment or kin: when do bees obtain acidophilic bacteria? *Mol Ecol*. 2012;21(7):1754–68.
- McKinlay R, Plant JA, Bell JNB, Voulvoulis N. Endocrine disrupting pesticides: implications for risk assessment. *Environ Int*. 2008;34(2):168–83.
- Mitter B, Pfaffenbichler N, Flavell R, Compant S, Antonielli L, Petric A, et al. A new approach to modify plant microbiomes and traits by introducing beneficial bacteria at flowering into progeny seeds. *Front Microbiol*. 2017;8:11.
- Moore PD, Yedjou CG, Tchounwou PB. Malathion-induced oxidative stress, cytotoxicity, and genotoxicity in human liver carcinoma (HepG2) cells. *Environ Toxicol*. 2010;25(3):221–6.
- Mootian G, Wu WH, Matthews KR. Transfer of *Escherichia coli* O157: H7 from soil, water, and manure contaminated with low numbers of the pathogen to lettuce plants. *J Food Protect*. 2009;72(11):2308–12.
- Morris MM, Frixione NJ, Burkert AC, Dinsdale EA, Vannette RL. Microbial abundance, composition, and function in nectar are shaped by flower visitor identity. *FEMS Microbiol Ecol*. 2020;96(3):fiae003.
- Muller DB, Vogel C, Bai Y, Vorholt JA. The plant microbiota: systems-level insights and perspectives. *Ann Rev Gene*. 2016;50:211–34.
- Munir M, Wong K, Xagorarakis I. Release of antibiotic resistant bacteria and genes in the effluent and biosolids of five wastewater utilities in Michigan. *Water Res*. 2011;45(2):681–93.
- Nicolopoulou-Stamati P, Maipas S, Kotampasi C, Stamatis P, Hens L. Chemical pesticides and human health: the urgent need for a new concept in agriculture. *Front Public Health*. 2016;4:148.
- Nieder R, Benbi DK, Reichl FX. *Soil as a transmitter of human. Pathogens, in soil components and human health*. Berlin, Germany: Springer; 2018.
- Ortas I, Sari N, Akpınar C, Yetisir H. Selection of arbuscular mycorrhizal fungi species for tomato seedling growth, mycorrhizal dependency and nutrient uptake. *Eur J Hort Sci*. 2013;78(5):209–18.
- Ripple WJ, Estes JA, Schmitz OJ, Constant V, Kaylor MJ, Lenz A, et al. What is a trophic cascade? *Trends Ecol Evol*. 2016;31(11):842–9.
- Ruess L, Zapata EJG, Dighton J. Food preferences of a fungally feeding *Aphelenchoides* species. *J Nematol*. 2000;2(2):223–30.
- Saiyed H, Dewan A, Bhatnagar V, Shenoy U, Shenoy R, Rajmohan H, et al. Effect of endosulfan on male reproductive development. *Environ Health Perspect*. 2003;111(16):1958–62.
- Samaddar S, Karp DS, Schmidt R, Devarajan N, McGarvey JA, Pires AF, et al. Role of soil in the regulation of human and plant pathogens: soils' contributions to people. *Philos Trans R Soc Lond B Biol Sci*. 2021;376(1834):20200179.
- Schaeffer RN, Mei YZ, Andicoechea J, Manson JS, Irwin RE. Consequences of a nectar yeast for pollinator preference and performance. *Funct Ecol*. 2017;31(3):613–21.
- Schierstaedt J, Jechalke S, Nesme J, Neuhaus K, Sørensen SJ, Grosch R, et al. Salmonella persistence in soil depends on reciprocal interactions with indigenous microorganisms. *Environ Microbiol*. 2020;22(7):2639–52.
- Scott AM, Beller E, Glasziou P, Clark J, Ranakusuma RW, Byambasuren O, et al. Is antimicrobial administration to food animals a direct threat to human health? A rapid systematic review. *Int J Antimicrob Agents*. 2018;52(3):316–23.
- Sela S, Nestel D, Pinto R, Nemnyő-Lavy E, Barý-Joseph M. Mediterranean fruit fly as a potential vector of bacterial pathogens. *Appl Environ Microbiol*. 2005;71(7):4052–6.
- Semenov AV, Van Overbeek L, Van Bruggen AH. Percolation and survival of *Escherichia coli* O157:H7 and *Salmonella enterica* serovar

- Typhimurium in soil amended with contaminated dairy manure or slurry. *Appl Environ Microbiol.* 2009;75(10):3206–15.
- Shao Y, Wang Y, Yuan Y, Xie Y. A systematic review on antibiotics misuse in livestock and aquaculture and regulation implications in China. *Sci Total Environment.* 2021;798:149205.
- Silva J, Leite D, Fernandes M, Mena C, Gibbs PA, Teixeira P. *Campylobacter* spp. as a foodborne pathogen: a review. *Front Microbiol.* 2011;2:200.
- Singh BK, Trivedi P. Microbiome and the future for food and nutrient security. *Microb Biotechnol.* 2017;10(1):50–3.
- Singh BK, Trivedi P, Egidi E, Macdonald CA, Delgado-Baquerizo M. Crop microbiome and sustainable agriculture. *Nat Rev Microbiol.* 2020;18(11):601–2.
- Smith L.D. The occurrence of *Clostridium botulinum* and *Clostridium tetani* in the soil of the United States. *Health Lab Sci.* 1978;15(2): 74–80.
- Steffan JJ, Derby JA, Brevik EC. Soil pathogens that may potentially cause pandemics, including severe acute respiratory syndrome (SARS) coronaviruses. *Curr Opin Environ Sci Health.* 2020;17:35–40.
- Stockwell V, Duffy B. Use of antibiotics in plant agriculture. *Rev Sci Tech.* 2012;31(1):199–210.
- Sugden R, Kelly R, Davies S. Combatting antimicrobial resistance globally. *Nat Microbiol.* 2016;1(10):1–2.
- Sun J, Liao XP, D'Souza AW, Boolchandani M, Li SH, Cheng K, et al. Environmental remodeling of human gut microbiota and antibiotic resistance in livestock farms. *Nat Commun.* 2020;11(1):1–11.
- Sundin GW, Wang N. Antibiotic resistance in plant pathogenic bacterium. *Annu Rev Phytopathol.* 2018;56:161–80.
- Tiemann U. In vivo and in vitro effects of the organochlorine pesticides DDT, TCPM, methoxychlor, and lindane on the female reproductive tract of mammals: a review. *Reprod Toxicol.* 2008;25(3):316–26.
- Turusov V, Rakitsky V, Tomatis L. Dichlorodiphenyltrichloroethane (DDT): ubiquity, persistence, and risks. *Environ Health Perspect.* 2002; 110(2):125–8.
- Van Bruggen AH, He MM, Shin K, Mai V, Jeong KC, Finckh MR, et al. Environmental and health effects of the herbicide glyphosate. *Sci Total Environment.* 2018;616–7:255–68.
- Van Elsas JD, Turner S, Bailey MJ. Horizontal gene transfer in the phytosphere. *New Phytol.* 2003;157(3):525–37.
- Vivant AL, Garmyn D, Piveteau P. *Listeria monocytogenes*, a downy earth pathogen. *Front Cell Infect Microbiol.* 2013;3:87.
- Vorholt JA. Microbial life in the phyllosphere. *Nat Rev Microbiol.* 2012;10(12):828–40.
- Wagg C, Bender SF, Widmer F, Van Der Heijden MG. Soil biodiversity and soil community composition determine ecosystem multifunctionality. *Proc Natl Acad Sci US A.* 2014;111(14):5266–70.
- Walker TS, Bais HP, Grotewold E, Vivanco JM. Root exudation and rhizosphere biology. *Plant Physiol.* 2003;132(1):44–51.
- Watts-Williams SJ, Turney TW, Patti AF, Cavagnaro TR. Uptake of zinc and phosphorus by plants is affected by zinc fertilizer material and arbuscular mycorrhizas. *Plant Soil.* 2014;376(1):165–75.
- Wen Z, Lei Z, Tian E, Wang Y, Zhong Y, Ge RS. Inhibition of human sperm motility and capacitation by ziram is mediated by decreasing tyrosine protein kinase. *Ecotoxicol Environ Saf.* 2021;218:112281.
- Yadav IC, Devi NL, Syed JH, Cheng Z, Li J, Zhang G, et al. Current status of persistent organic pesticides residues in air, water, and soil, and their possible effect on neighboring countries: a comprehensive review of India. *Sci Total Environment.* 2015;511:123–37.
- Zhang Q, Liu Y, Zhang C, Zhou D. Easily biodegradable substrates are crucial for enhancing antibiotic risk reduction: low-carbon discharging policies need to be more specified. *Water Res.* 2022;210:117972.
- Zhang QQ, Ying GG, Pan CG, Liu YS, Zhao JL. Comprehensive evaluation of antibiotics emission and fate in the river basins of China: source analysis, multimedia modeling, and linkage to bacterial resistance. *Environ Sci Technol.* 2015;49(11):6772–82.
- Zhu B, Chen Q, Chen S, Zhu YG. Does organically produced lettuce harbor higher abundance of antibiotic resistance genes than conventionally produced? *Environ Int.* 2017;98:152–9.
- Zhu YG, Johnson TA, Su JQ, Qiao M, Guo GX, Stedtfeld RD, et al. Diverse and abundant antibiotic resistance genes in Chinese swine farms. *Proc Natl Acad Sci US A.* 2013;110(9):3435–40.
- Zhu YG, Zhao Y, Zhu D, Gillings M, Penuelas J, Ok YS, et al. Soil biota, antimicrobial resistance and planetary health. *Environ Int.* 2019;131:105059.
- Zinsstag J, Schelling E, Waltner-Toews D, Tanner M. From “one medicine” to “one health” and systemic approaches to health and wellbeing. *Prev Vet Med.* 2011;101(3–4):148–56.

How to cite this article: Yan Z, Xiong C, Liu H, Singh BK. Sustainable agricultural practices contribute significantly to One Health. *J Sustain Agric Environ.* 2022;1:165–176. <https://doi.org/10.1002/sae2.12019>